

JAN/FEB 70 CANADIAN BOY 25



SKIING/SCOUTS ON TV/CB PHOTO CONTEST WINNERS

MRS IRENE STEWART
RRI
STATION F
THUNDER BAY
ONT
10M166 ON CAN

SCOUTS



CUBS



VENTURERS



The Big Talkers

Badges talk big. They tell your buddies and the rest of the world about what *you* have done. One nice thing about them. You can back up their big talk, because you can really *earn* your badges in Cubs, Scouts or Venturers. Everybody knows that.

And you can earn still more. There are always badges to be gained. Have a look at your Way To The Stars, Scout Handbook or Venturer Handbook, and see what's still in store for you. Badges you don't know about for achievements and activities you already qualify for.

Badges for new challenges you haven't tried yet. Or, if you still haven't received badges you *have* qualified for, remember to ask your leader to order them.

AN IMPORTANT ANNOUNCEMENT TO PARENTS OF CANADIAN BOY SCOUTS

Dear Parents:

The 200th Anniversary edition of Encyclopaedia Britannica is being made available at a reduced price to the parents of Boy Scouts across Canada. The terms offer a considerable saving over the retail subscription price at which Britannica is sold.


This group plan includes not only the 24 volume Britannica itself but also the Britannica Junior Encyclopaedia and many exciting extras. All of these items are included in the special low price to parents of Canadian Boy Scouts. All you need do to obtain further details from Encyclopaedia Britannica is to fill in and mail the prepaid postage card attached. If the postcard is missing write directly to Encyclopaedia Britannica, 151 Bloor Street West, Toronto 5.

FROG[®]

1:72 INTERNATIONAL
SCALE ASSEMBLY KIT


GREAT NEWS

Available now at your local
Hobby Shop



F173 Bleriot XI

F189 Hawker Tempest
MKV



F226 DH Comet

F227 Gypsy Moth

a) The aircraft used by Louis Bleriot to make the first cross-channel flight from France to England.

b) Between June and September 1944 this aircraft destroyed 638 Flying Bombs over Southern England.

c) In 1934 Captains Scott and Black raced to Australia in record time.

d) In 1930 Amy Johnson courageously flew this aircraft solo from England to Australia

Suggested retail price \$.80

START YOUR COLLECTION

NOW

WATCH THIS SPACE IN EVERY
ISSUE FOR MORE INTERESTING

FROG

Plastic
Model
Kits

From

MECCANO - Triang

93 BROWN'S LINE, TORONTO 14, CANADA

JAN/FEB 1970 VOLUME 7 NUMBER 1

JUNIOR EDITION



COVER: As Nat Clark says, in *Race to Learn*, starting on page 7, the ski slopes are no place for the weak-hearted. And a camp where you learn to ski by racing on skis is no place for anybody who can't take a bit of constructive criticism or a batch of daily bumps and bruises. Whatever else it may be, it is certainly one place where you learn by doing!

PHOTO CREDITS: Cover, Murray Mosher. Page 7, Clarke Wallace.

NEXT ISSUE: In the March-April 1970 editions of CB you'll be reading about the Expos, Canada's only major league baseball team. And there'll be a report on Camp Anderson's sports program, and something on go-karts and mini-bikes. And more!

HAPPENINGS

Skiing: Race to Learn by Nat Clark	7	Photo Contest Winners	16
Scouts on TV by George Bourne	12	Laff it up Contest Announcement	21
Narwhal by William MacMillan	14	For Scouts, mostly	22
		For Cubs, mostly	26

ACTION

Prestidigitation is Splendiferous!	10	Books by Morocco Bound	29
This is a Page Full	18	Canadata by Vernon Miller	31
Hobbies: Coins by R. C. Willey	21	Award for Valour	32
		Penpals	32
		Rib Ticklers (last chance!)	34

ODDS AND ENDS

Laugh. this Off	25	Letters	28
-----------------	----	---------	----

GEORGE BOURNE
Managing Editor

DON MacMILLAN
Art Director

MARGARET LARGE
Editorial Assistant

JACK YOUNG
Advertising Manager

MARY McWILLIAMS
Subscription Supervisor

NORMAN BROWN
Publisher


CANADIAN BOY is published by Canyouth Publications Ltd., 1345 Baseline Road, Ottawa 5, Ont. Advertising Office, 696 Yonge Street, Toronto 5, Ont. Western Canada representative: John L. Jackson, 3610 Main Street, Vancouver 10, B.C. Single copies 25c. Subscription prices: In Canada, 1 year \$2.00, 2 years \$3.50, 3 years \$5.00. All other countries, \$3.00 per year. Second class mail Registration No. 2223.

© Canyouth Publications Ltd., 1970. Contents may not be reprinted without written permission. Characters and names in fiction stories in CANADIAN BOY are imaginary. While the publishers will take all reasonable care they will not be responsible for the loss of any manuscript, drawing or photograph. Recommended by Boy Scouts of Canada.

CHANGE OF ADDRESS. To avoid missing copies, please send your change of address before you move to: Subscription Department, CANADIAN BOY, Box 5112, Station F, Ottawa 5, Ont. Please give both your old and new address, and any letters or numerals appearing on the address label. If you are a member of the Boy Scouts of Canada also give the name and number of your group. ADVERTISING POLICY. The advertisement of any product or service does not indicate approval by the publishers unless so stated.

The publishers do not assume any responsibility by way of warranty or otherwise with respect to the products offered in advertisements in the magazine, but to the best of our knowledge, the value of such products is commensurate with the selling prices suggested. All advertisers in this magazine are familiar with the official policies of Canyouth Publications Ltd. and have indicated their willingness to abide by them. Anyone receiving information or literature that is in conflict with these policies should immediately notify the Publisher, CANADIAN BOY, Box 5112, Station F, Ottawa 5, Ont.

All editorial correspondence should be addressed
To Canadian Boy, Box 5112, Station F, Ottawa 5, Ont.



MEMBER OF CANADIAN CIRCULATIONS AUDIT BOARD INC.

Ever wish you could learn hockey from Dave Keon?



You can this summer!

Along with instruction from hockey stars Bruce Gamble, Keith McCreary, Boh Wall, Marcel Pronovost and Billy Harris.

Now is a great time to plan your hockey holiday next summer. Two weeks or more of personal instruction of nothing but hockey, pure hockey. You will be learning under the watchful eyes of N.H.L. stars.

They'll give you on-ice personal instruction, chalk talks, video replay of your actual practices, question and answer periods, and instructional movies. Nothing but hockey.

You'll become a better hockey player. Top professionals will be showing you the right way to skate, shoot, pass and play positional hockey.

Attend one or more of the weekly hockey sessions of The Billy Harris--Dave Keon Hockey School, at the Doublerink Arenas near Woodbridge, just north of Toronto from June 29th through September 5, 1970.

Make sure there is room for you. Fill in the coupon below and mail it today to receive complete information on how to improve your hockey skills this summer.



Dave Keon discusses positional play with some attentive students.



This video tape replay equipment helps instructors and students during practice sessions.



Keith McCreary of the Pittsburgh Penguins helps out with personal instruction.

GOOD NEWS FOR BOYS LIVING IN METROPOLITAN TORONTO

As part of a continuing effort to improve our hockey school operations, we have arranged for pickups of day school students in the Metropolitan Toronto area.

Pick-ups will be made in school buses at designated points between 7 and 8:30 a.m. each morning. Students will be dropped off between 6 and 7:30 each evening.

Cut out and mail today!

BH2-70

Dear Bill & Dave:

Please send me complete details about your hockey school. I understand there is no obligation.

NAME AGE

ADDRESS APT. NO.

CITY OR TOWN PROV.



The Billy Harris-Dave Keon Hockey School
301 Kipling Avenue South, Toronto 550, Ontario

SPECIAL OFFER TO READERS OF CANADIAN BOY

THE MOST VALUABLE INSTRUCTION BOOK ON HOCKEY EVER WRITTEN

Only Gordie Howe could have written this book.

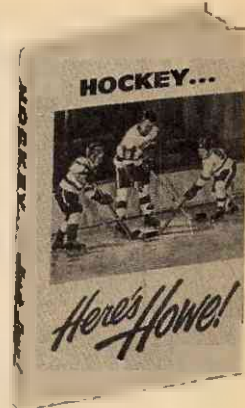
Here are full facts on conditioning, equipment, skating, stickhandling and passing, and shooting to score. Here also in invaluable information on playing and coaching for the goalkeeper, the defenceman, the forward line, power play and defence; on injuries and how to avoid them, and a complete section on the official and players' attitudes.

Fully illustrated, and with complete information for every hockey enthusiast, there can be no doubt that this is the most valuable instruction book on hockey ever written.

As Gordie Howe says in his opening words: "There is nothing complicated about learning to play hockey

so well that you can enjoy playing it, and it will teach you to be a good winner and gracious loser . . . qualities you will carry all through your life.

For every budding hockey player, and certainly every sports library, this book is a must.




FREE WITH EVERY PURCHASE

A copy of Brian McFarlane's best-selling book:

50 Years of Hockey

An intimate, and fully illustrated, history of the National Hockey League. With completely updated records and statistics.



RESERVE NOW ★ USE THIS ORDER FORM

HOCKEY . . . Here's Howe

By Gordon Howe

TO: Pagurian Press Limited, c/o Suite #405A, 696 Yonge St., Toronto 285, Canada

Please send me . . . copies of "HOCKEY . . . Here's Howe" by Gordon Howe at the special pre-publication price of \$2.95 each. I enclose payment in full. Please also send me FREE a copy of "50 Years of Hockey" by Brian McFarlane.

NAME

ADDRESS

CITY PROV.



RACE to LEARN

Is learning to ski while racing more dangerous? No, say experts, who are proving it with kids.

by Nat Clark

THEY STOOD STRUNG OUT along the hilltop clenching their teeth against the wind. These young racers shivered, more from anticipation of what lay ahead rather than from the cold. Moments before they had seen what was in store for them as the chairlift carried them up through the pines and high over the fluttering flags which marked out the course for the race.

From where they swung gently toward the summit they could look back and see how the course pitched its way pown the steep slope at the start to continue tumbling down further over ridges and bumps, to swing around sharp bends as it wiggled down between the flag markers. Then came that last mad dash for the finish line.

Of course ski races are held across Canada all winter long, but this race was different. It came as a time trial on the last day of a ski racing camp held specifically to teach skiing *through racing*, rather than conventional methods.

Such courses are held all across Canada now, usually during the Christmas holidays. This particular one was held at Hidden Valley, a ski resort in Ontario's Muskoka Lakes district. It is a good example of what young skiers can get out of racing their way to becoming better all-round skiers.

Guy Trebbne of Huntsville, Ontario, was one of the 36 who took the course. And at the final day he was as anxiously nervous as the others. He was number eleven and he watched as number one settled his skis between the starting gates

of the giant slalom course. Guy heard the official with the walkie-talkie yell: "Get ready. . . five, four, three, two, one. . . go!" and the first racer was off. He checked his harness and boots and waited.

And it wasn't long before he was at the starting gate. He tightened his grip on his poles, bent over a little more and felt his muscles tighten all along the length of his legs.

Then it came. . . five, four. . . would he make it to the bottom without a fall?

Falling and getting up again are all part of skiing and you have to take the good with the bad. But is learning to ski through racing even more dangerous? Not really. It has the thrills, though, and is becoming a new trend in teaching skiing, particularly

continued next page

to young skiers. Rather than take them up through the initial snowplow to the stem christie and christie to the more advanced parallel method, ski racing cuts corners and fires the racer right into its three divisions: downhill, slalom and giant slalom. And at not turtle speed either.

However, it is not the sort of course one would take with no knowledge of skiing beforehand. It is essential to have some feeling for the skis and be able to handle the elementary snowplow. But from then on life becomes one big battle to reach the bottom first, fast—and still on your own pins.

The idea behind this sort of training is not to promote "hill-bashers" who streak down slopes at breakneck speed with no control—and sweep anything in their paths along with them, but rather to train skiers to ski fast and under control with style.

At least this is what I had been told about ski racing camps and I decided to take a look at the Hidden Valley session myself.

The five-day school is run by Carl Whittier, a muscular, iron-legged skier who is a certified Alpine coach and senior instructor with the Canadian Ski Instructors' Alliance. He started his skiing at age five and three years later was competing against those three or four times his age. "I never came anything but last that year," he told me with a grin, "but it was sure good experience." He went on to become Canadian Junior Ski champ of '61.

Much of this energy he has shown in the past has been turned into helping younger skiers—and he began his racing camp three years ago. I asked him what benefits there were to learn skiing through racing rather than the general instruction method.

"For one thing," he said, "racing builds up the confidence faster and gives kids a goal to shoot for. Many of this gang will go into local competitions when they get home, while others will merely ski for enjoyment, but ski better and faster than before. But don't get me wrong, ordinary classes are good, but here they really learn control. They have to," he smiled, "or they end up in the bush. Really, my main purpose here is to get the basic knowledge into them and show them how to cope with speed. And it works. You should see them."

I took him up on it and we skied over to one of the classes which was practising on the "Face", a steep pitch riddled with

moguls (bumps), or what you might call "totally uneven ground" with a whopping drop-off to boot.

On the way over he told me that the ages of the student racers were anywhere from eight to 18. Some had been to the camp before. Others had done a lot of racing and were using the course as a refresher session. Most, however, were here for the first time. . . . and learning racing for the first time.

Bob Pridday, a veteran instructor who skis as though he were born on them, was taking one of the less experienced classes. He was teaching how to run a giant slalom course.

For non-skiers this means zipping down a slope dotted with sets of poles (or gates) and going between them in the right order. It is not uncommon to find the "path" straying over bumps and gouges and heaven only knows what else: other than skiers, of course. This is one Alpine event. The other two, which the classes also learned during the week, were the slalom and the downhill. The slalom is a shorter course with many more poles to negotiate through and the downhill is a straight run along a course which is full of moguls and curves and ridges and so on.

Anyway, there was Bob Pridday standing on his skis part way down the hill, yelling out instructions and picking out mistakes as the racers zig-zagged by. Between runs he told me, "So much of skiing is sheer confidence." He watched one small racer nip by, then continued, "Just like that, for an example."

When they had all made their run he caught up to them at the bottom of the slope and they talked out their troubles. Then they headed for the chairlift.

"Funny," he said to me on the way over, "but three days ago not one of these would have come down the hill at all, let alone slowly. Well, they might have snowplowed all the way. But look at them now. They just push off the ridge there and really come down. Sure they might fall, but that doesn't stop them. And that's what I call learning."

I also learned it was no place for the weak-hearted. I mean for those who can't take a bit of criticism. Head coach Whittier bawls, yells, screams, beams (when they do it right), shouts and cajoles his racers until they do what he wants. Mind you, he could be fighting a strong wind at the time too, but it comes out a bellow. Like, "Get those hands down close," or "let those skis *ride* on the snow,

Come on now. Judy, control it, control it."

Judy? Don't tell me there are girls in the racing camp?

Carl grinned. "Why not? They have two legs like the boys, so why shouldn't they learn to race? And besides they race against the boys, with no special privileges either. They get exactly the same treatment too."

(Actually Carl Whittier's gruffness on the hill is only ski deep. As one student put it, "He's just so enthusiastic for us that he tries to get the best out of us. And we all know it.")

One third of the racing camp was made up of girls and according to the coach it's all because of Nancy Greene, Canada's Olympic star, who has been the Pied Piper as far as leading the way for girl skiers.

The girls all agreed they liked the chance to ski against the boys. "It makes it a lot more fun," said one of them, "and one of these days we're going to beat them. After all Nancy Greene could beat a whole herd of men skiers, you know."

But skiing is no breeze. It takes practice, patience and muscles. This racing camp was not taken lightly. Staying in surrounding accommodation the racers were up every morning by seven and had their breakfasts finished not long after eight. At nine they were working away on the slopes. After an hour off for lunch 'round noon, they were hard at it again until four. At this time, those with any stamina left would make a few runs before dinner.

But their day wasn't finished yet. In the evenings they would have lectures which covered such things as proper filing of ski edges, care of equipment, buying equipment, going over the FIS (Federation International du Ski) about racing and learn the theory behind the techniques of skiing. And if that wasn't enough for them, they would watch films about skiing. Lights were out at 10.

The last day was put aside for time trials and real competitive racing. The giant slalom course had been set down under one of the chairlifts then it cut sharply down a gulley and swung out on the other side of the hill. Guy Trebbne had followed it with his eyes as he rode up the chairlift, for he wanted to memorize it. There would be no "trial" run, and only two timed runs at that. Guy looked back to see the course drop out of sight, then looked down at his number. Number eleven.

Would it bring him luck? Seven come



eleven. It wasn't likely that he would beat Rip Priddy or Riley Kirkby, but he would give it his best.

He swung off the chairlift, scooted down the ramp and by the time the ski pole straps were in place, he had reached the line for the starting gate. He fell in behind number 10 and waited. His stomach turned a couple of times and before he knew it he was the next one to make the run.

Now *you* are number eleven. You check the bindings once more, crouch, tense. You can barely hear the official until he hits "three". . . then he sounds as though he is using a megaphone right up to your ear: "Three, two, one. . . go!"

Your skis shoot forward. Your body swings forward to catch up with them. You have dropped off the ledge right at the start and by the time you swing between the first gate you are flying. "Keep your arms in," you hear yourself saying over and over, "keep your arms in." All the instructions the instructors have been throwing at you for the past five days jumble up your mind.

Things look good. You are by about the first of 30 gates and here is an easy spot. Skis flat now, crouch low, full speed ahead. The seconds aren't going to stop clicking off, even for you. Okay now, keep a clean traverse here. Good edging. Body ahead and down.

Zip, zip go the gates. . . now a sudden drop. . . cut to the left for the next gate. . . a little more or you might miss it. There, man that was cutting it almost too close by that flag. Hold on here because it's going to be a bumpy journey.

Another drop, steeper than the first. Your body is left suspended in air. Will they ever come down, those skis?

You hit the moguls, slap and tear at the skis, trying to tear them away on a new angle, but you hold on. Automatically your body sends extra muscle power to skirmish with the bumps and gouges as you skip over them. More gates blur by and there, the last two. Down you come on them. They look so peaceful, standing there in the snow with their blue flags and red ones. Now you will have to swing through the first and cut sharply to the left to spin through the last. You made it. Now ahead the finish. Body hugs down, down, as close to the skis as possible. Ski poles are tucked under arms, horizontal to skis. You bounce a little trying to eke out a little more speed.

You suddenly blur by the timers' spot and the finish and you slam to a stop with that hockey stop with skis slipped around to jar you abruptly, up against a ridge of snow. Snow flies, then settles. You feel good. The run wasn't all that good and you know it would be off that set by Priddy and Kirkby. Well, there's always the second run of the day, and just maybe. . .

The following is a list of Canadian Amateur Ski Association divisions right across Canada which would provide information about ski racing camps in their area.

The West: Western Division, (CASA), c/o Yorkshire Trust, 590 West Pender Street, Vancouver, B.C.; Alberta Division (CASA), Box 1196, Calgary 2, Alberta;

Manitoba Division (CASA), P.O. Box 1361, Winnipeg 1, Manitoba; Saskatchewan Division (CASA), Junior Chairman—Mr. E. Birkham, 35-12th Street West, Prince Albert, Sask.

Ontario: Lake Superior Division (CASA), Mr. Gavin H. Young, President, 244 Cameron Street, Port Arthur, Ontario; Southern Ontario Ski Zone, P.O. Box 124, Station 'K', Toronto 315, Ontario; Gatineau Ski Zone, 53 Queen Street, Ottawa 4, Ontario; Northern Ontario Ski Zone (CASA), Dr. H.O. Kreiner, 300 Toke Street, Timmins, Ontario.

Quebec: Eastern Township Ski Zone, (CASA), Mr. J. Westover, C.P. 387, Sutton, Quebec; St. Lawrence Valley Ski Zone (CASA), C.P. 753, Haute-Ville, Quebec, Quebec; Laurentian Ski Zone (CASA), 300 Place d'Youville, Montreal 125, Quebec; St. Maurice Valley Ski Zone, (CASA), Guy Dufresne, 1160-16 E Avenue, Shawinigan, S., Quebec; Saguenay-Lac St. Jean Ski Zone (CASA), M. Gilles Potvin, 335 rue du Cran, Chicoutini, Quebec; Gaspesienne Ski Zone (CASA), Miss Denise Tremblay, 168 rue Etienne Gagnon, Matane, Quebec.

Maritimes: Prince Edward Island Ski Zone, (CASA), Kenneth R. Judson, 153 Arcona Street, Summerside, P.E.I. Nova Scotia Ski Zone (CASA), LCDR W. Welbourn, 15 Burns Drive, Armdale, Nova Scotia; Nfld/Labrador Ski Zone, K.A. Fosnaes, c/o CN Telecommunications, Corner Brook, Newfoundland; New Brunswick Division (CASA), Lt. J.A. Boudrault, H.Q. Officers Mess, C.F.B. Gagetown, Oromocto, N.B. Atlantic Division (CASA), 33 Walton Drive, Halifax, N.S. ●

PRESTIDIGITATION

THE MAGIC CIRCLE is an effective card trick which can be performed anywhere, instantly, without preparation. All you need is a pack of cards. It makes a good impression if you can use a borrowed pack.

Hand out the cards to be shuffled. When the pack is returned, idly fan it open and glance at the cards. Secretly take a mental note of the card which is *third from the top of the pack*. Let's say this is the seven of clubs.


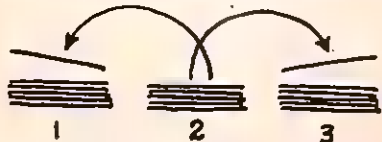
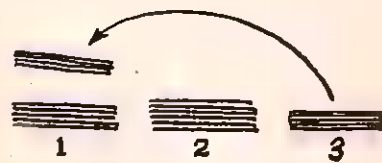
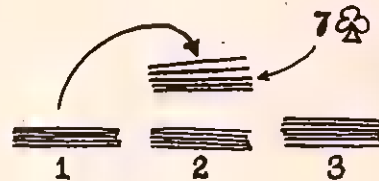
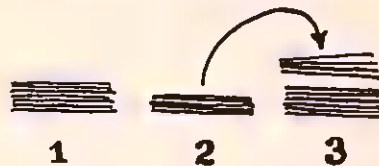


This secret movement takes only a second or two. You should be talking all the time, explaining that the trick you are going to perform is called "The Magic Circle." You promise to explain why, in a few moments.

Meanwhile, place the pack face downwards on the table and ask a spectator to cut it into three heaps. The top part of the pack will comprise one heap, the middle portion a second heap and the bottom part of the pack will be the third heap. The first (top) heap is the one which has your secretly-noted seven of clubs lying third from the top. You now proceed to interchange cards on each of the three heaps before you. You casually mention that you are going to "mix them up a bit."

Take a few cards from the top of heap No. 2 and place them on No. 3 heap. Lift not less than four or five cards from heap No. 1 (that is the one containing the seven of clubs), and place them on heap no. 2. Take a few more cards from No. 3 heap and put them on No. 1.

You can make as many card movements as you wish, so long as you always remember where you have placed the bundle of cards containing the seven of clubs. Say it is on top of No. 2 heap. The last card change you make is very important. Take the top card from no. 2 heap and place it on heap No. 3. Take another card from the top of heap No. 2 and place it on heap No. 1. This leaves the seven of clubs on top of heap No. 2. Now take the whole of No. 1 heap and place it on No. 3. Place No. 2 heap on top of the pack, so that you have all the cards in one heap. The seven of clubs is now on top of the pack, but no one knows this, except you.

Slide the pack over the table to any spectator and say, "You can see the cards



have been pretty well shuffled and cut by now. Would you please take the top card, look at it? But don't let me see it. Show it to your neighbor if you wish and remember the card. Now shuffle your chosen card well into the pack. Cut and shuffle as much as you like, so that your card is thoroughly mixed up among the others."

When this is completed, take the pack and start dealing the cards, face upwards, in the form of a rough circle. Explain that you are making a magic circle of cards. Tell your audience that you do not know which one is the chosen card and therefore if you happen to deal the card and pass it by, they must not tell you. Keep on dealing the cards in a circle as you talk.

When you come to the seven of clubs, *continue to deal*. It is most important that you make no sign of recognizing the chosen card.

Now deal the cards very slowly. Begin to weigh each card in your hand, as if testing its weight. Try to look as if you are thinking hard. Say you can usually tell the name of a card by its weight. ("Some cards have more ink on them than others!"). Finally hold one of the cards face downwards and boldly say, "The next card I turn over will be the chosen card!"

Your audience will probably grin and laugh at you and challenge you, because they know that you have already dealt the chosen card. Slowly, replace the card in your hand back on to the pack. Pick up the seven of clubs from the magic circle of cards and *turn it over*.

This is a surprise move, because your audience did not expect you to turn over a card which you had already dealt. It is more surprising when they realize that you have turned over the chosen card.

They will never guess how you did it, unless you tell them, and that is something the wise magician never does.

FIVE PENNIES MAKE SIX? The performer shows five pennies. Except for these, his hands are empty. He lays the five pennies on the table, counting them out one at a time. Repeating the count, one at a time, he slides the coins off the table into his open palm. Immediately, without any suspicious movements, he pours the coins from his hand back on to the table and

IS SPLENDIFEROUS!


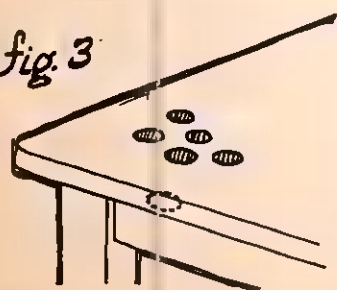


Fig. 3



there, for all to see, are six pennies. Before commencing the trick, while sitting around the table chatting, the magician secretly sticks a penny underneath the edge of the table before him. The coin can be prepared with a dab of rubber cement or even a tiny piece of chewing gum.



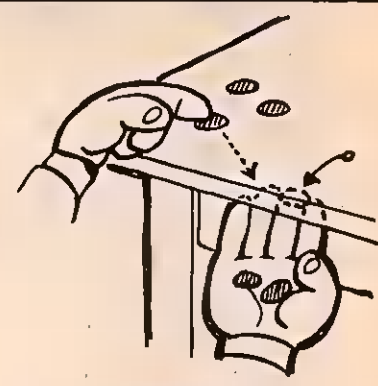
After placing the five coins on the table, he prepares to count them again. He places the forefinger of the left hand on each coin in turn and slowly slides it off the table into the upturned palm of his right hand.

The right hand is held, palm upwards, with the finger tips under the edge of the table, as if to steady the hand. As the fifth penny is slid onto his palm, he removes his hand and at the same time slips off the extra penny from under the table. (See Fig. 3). Immediately, and mysteriously, he pours six pennies back on to the table.

Finally, here are two "quickie" match tricks to puzzle and amuse your friends. Hand out a few wooden safety matches and see if they can strike them, without using a match box. Safety matches usually will not strike on anything but the specially prepared striking surface on the match box. However, you are a magician! You take one of the matches, strike it on the sole of your shoe and it lights! It's fun to watch them trying to light matches on their shoes. They just can't figure out how you do it. (And you just don't tell them that you cut off the striking surface from a safety match box and glued it to the instep of the heel of your shoe!)

It's fun, too, to offer someone a match, but when they open the box, they find it full of dead, burnt matches. When they complain, you express surprise. Take back the box, remove one of the burnt matches and casually strike it on the edge of the box in the usual manner. To their amazement, it will strike and light up like an ordinary match. Use a regular box of wood matches. Dip the matches head first into a bottle of black India ink: about one third of the length is sufficient. When thoroughly dry, they look exactly like used, burnt matches. Carry them in an ordinary matchbox, for any suitable occasion.

It is a good idea to go over these tricks a few times before you show them in public. The more you practise, the better will be your presentation: the small effort needed will be well worthwhile.





SCOUTS ON TV

by George Bourne

Scouting has moved into the electronic age, closing the communications gap still more.

This doesn't mean you can stop raising smoke signals or flapping flags or blinking lights. Scouts will go on using telegraphy and they'll continue nattering on short-wave radio. But tv reaches more people in one shot than all of these methods put together.

With impact and imagination, know-how and technical assistance from professionals working in the television industry, Scouting in the Montreal region is producing a series called *Scouting Today*.

The show is swinging into its second season. Last season Scouts and Venturers produced a similar series under the direction of Scout executive Pirie Mitchell. Pirie's working in the heart of Winnipeg

now, but he didn't move on until he had carried the series into the planning stages for its second season.

The 7-Up people in Montreal provide the not-inexpensive sponsorship, an important aspect in mass media today, no matter what kind of message you want to spread.

Mitchell had proved it could be done. Now John Paquet, a Scout executive from the Greater Toronto region, has inherited the Scouting series. He's proving that Scouting has a broad appeal for boys, and girls, too, beyond the original conceptions of 60 years ago— or even of ten years ago.

A panel of five Scouts and Venturers must decide on each show's content. They hassle with ideas and film, discuss problems with professional people, and try to reach agreement on what will go into the show and what will be chucked out.

Mr. Paquet and the pros from inside the industry go along with the boys' decisions, for the most part. But they have to make sure the ideas are feasible technically, and that the end result will be a series of shows that will make good televiewing for you at home.

Videotaping sessions follow periodic production conferences in the Ogilvie Avenue studios of CFCF-tv Montreal. During each taping session three shows are produced with a teenage host keeping things rolling.

Each show involves color film, narration, and background music, followed by an interview with somebody who has been directly involved with the subject of the film. Two such film segments, each running about five minutes on the average and sometimes as long as eight minutes, plus the two interviews, and some hints on what's to come up next time, pack the



half-hour show with interest, information, and entertainment.

First teen host on the series this year was Richard Baldwin, a Montreal Venturer who worked out of uniform. Lately we've been seeing Peter Moffatt, another Montreal area Venturer, who works in full uniform, carrying the load of hosting the show. Other hosts will be seen as the series progresses.

The range of subject matter seems to be unlimited. So far the shows have had something to say about jamborees, camporees, flying light aircraft, driving snowmobiles, water skiing, scuba diving, the Camp Anderson sports program, Montreal's *Venture* sailing base, Canada's northlands, police working with police dogs, the Beaconsfield hockey school, the drug scene, an autumn canoe trip, and recent developments in the operations of

The series is seen in color throughout the Montreal viewing area. Its audience is greatly expanded through the use of cable services, which bring it into the Ottawa-Hull region as well.

The whole thing has a fairly easy-going look about it, which belies the amount of labor being whacked into the shows from behind the scenes. Long taping sessions and late hours, sandwiches grabbed on the run or during additional production talks in the station's cafeteria, and a lot of unfamiliar discipline, are what the tv Scouts have been coping with. And they enjoy it, from what we've seen.

The music is up-to-date and is kept unobtrusive, as background music should be. The show's theme music has a space-age flavor that gets you into the show and out of it with just the right mood.

David Featherstonehaugh, who writes

the show and prepares cuecards, avoids crowding the production with wordage that could detract from the overall visual effects. He lets the pictures speak for themselves as much as possible.

Jean DeVilliers, the professional producer-director for the series, works closely with series director Paquet, to bring the viewers the kind of show they expect to see on television.

And CFCF's entire station facilities back up the production to the hilt. Staging and lighting, operations and production crews—the real pros of tv today—are there every time, to help make *Scouting Today* a success.

It's a beautiful example of the amateurs and the professionals mixing it up and delivering something that meets with the ambitions of the one group and the split-second technicalities that must be enforced by the other. ❀

Narwhal: neither fish

one and waves an eight-foot ivory tusk among whales, but who's going



by William MacMillan

If you happen to encounter a narwhal, which is extremely unlikely, give him a wide berth because that eight-foot-long tapered tusk sticking out of his round nose is really an overgrown tooth. If he is having a little dental trouble he could be hard to get along with.

The narwhal is, by long odds, the strangest of the far-flung whale and dolphin family to which he belongs. And while he presents a nightmarish picture to inland people, almost like a visitor from another world, the Eskimos of Greenland and the Canadian Arctic have hunted him for centuries. They carve or sell the ivory tooth, feed his flesh to the dogs, and boil his skin into a tasty jelly that Greenlanders call "mattak".


A narwhal can't be considered big compared to some of the outsized members of his family. He comes about the length of a canoe, and is round like a porpoise. There is no denying that the tusk gives him a certain air of distinction.

This long ivory tusk of his has puzzled explorers and scientists for so long it is possible that a man will be exploring the moon before we succeed in fathoming its real purpose.


Since only the males have this monster tooth, some biologists are of the opinion that it is merely the stamp of masculinity like, say, the mane of a lion.

The narwhal himself isn't volunteering any information on this controversial point. On the contrary, he is so well satisfied with things as they are he frequently makes little gurgling noises that some day will be recorded like dolphin talk. Later it might be "translated" into understandable language.


While this tusk, nearly always the left tooth, as it happens, sets narwhals apart from the other strange creatures making their home in the sea, some *Monodon monoceros*, which is the textbook name for him, just don't bother growing one and appear to be perfectly happy without it. Others, just to be different, perhaps, go to the other extreme and grow a



nor elephant,
like the other.
to tangle with him?



he swims like
He's a runt



couple of them—both, incidentally, with the same righthand spiral.

These overgrown teeth apparently found a ready market in China and Russia, and were sometimes imagined to be from the fabled unicorns. They were highly prized and were put to all kinds of uses. Ornate bedsteads, candlesticks, and even thrones, were made from them.

They are brittle but quite heavy. And the writer remembers the day when Bernier, the famous Arctic explorer, piled six narwhal tusks in his arms. They were just too heavy for a 12-year-old, and he went down.

Since narwhals are warm-blooded creatures like the rest of the whale family, they produce their young alive. And they make devoted parents.




Most adults are mottled on a grey-white base, but some, just to be different, perhaps, are pure white. They are powerful swimmers. They surface every twenty minutes or so to replenish the air in their lungs.

They do some migrating that has yet to be accurately traced, and they travel in packs. They feed on fish, cuttle-fish and crustaceans. Narwhals are the owners of a built-in sonar system that has puzzled scientists and accentuates their mysterious take-us-to-your-leader appearance.

There aren't too many of these fabulous beasts around, unfortunately. Since they prefer the frigid waters north of the 70th parallel, the man in the street isn't likely to meet up with them, in a lifetime.

Nature is full of surprises, however, and it is wise to keep your eye peeled. Someday, when you happen to be skin-diving, or just loafing on the beach, you might see a ruffle on the water and catch a glimpse of this fantastic creature with the overgrown tooth.

For those who are interested in such things, the postage stamp from which we got the illustration for this article was issued by Ottawa on April 10, 1968, as a commemorative (short run) printing.



In this Sixth Annual Photo Contest, the judges weren't flooded with snapshots and grabshots and potluck efforts, and they were happy about that. It appeared that while the overall quantity of entries was down, the photographic quality had zoomed up.

Generally, there appeared to have been far more planning put into the contest photography. Some advanced techniques had been applied in some cases.

Never since the first CB photo competition, back in 1964, has color work so far outnumbered the black-and-white entries. The judges were delighted to see that. But it makes us sad. We cannot reproduce the color work in full glory. With the quality of paper used in this magazine, any attempt at color reproduction would not do justice to the winning color entries. So, settle for a look at composition and lighting, contrast and

subject matter, when you are making your own assessment of the color class winners.

Just so's you'll know who to blame if you didn't win anything this time, the judges were Andy Andrews and Rod MacIvor, both of them professional photographers, and Don MacMillan, art director for CB and himself no mean hand with a camera.

Now—the news. First prize and the best-in-show (open for either black-and-white or color work) was won by 17-year-old James I. Steeves of Halifax, N.S. His high-contrast print of two bicycle racers was shot during the Canada Games in Halifax. He used what publishers call a “posterization” technique, which makes a photograph look like a poster. It calls for a bit of darkroom trickery and a knowledge of film limitations. To this talented amateur goes a cheque for \$50.

Second place in the black-and-white class went to 15-year-old Henry Huczek of Toronto, Ont. This photo is loaded with human interest, has no busy background to distract from the subject, and is not stiffly posed. Henry wins a cheque for \$25, presented to him on *Scouting Today*—the television show produced out of Montreal and seen on cable service in eastern Canadian cities.

Second place in color work was taken by 11-year-old Douglas Munro of Grande Prairie, Alta. With plenty of patience and maybe a touch of good luck, Douglas caught a gull in full flight, high in the sky where the solid pale blue lent a perfect background for the white bird. That shot earned a cheque for \$25.

Third place black-and-white winner was 15-year-old David Carroll of Cooksville, Ont. His close-cropped shot of “Buddy” hit the judges right where they



CB's photo contest winners 1969

In this latest battle of the camera bugs, nine guys won a total of \$160 in cash prizes. High quality work, in fact some of the best ever, showed up this time and made it even tougher to judge.



live—they are all a bunch of sentimentalists when it comes to dogs. But they wiped away the tears, had another look and admitted it was in fact excellent photography. David gets a cheque for \$15.

Third prize in color work was awarded to 13-year-old Bruce Inch of Laval, Que. for his winter scene. The angle here was evidently the best available and Bruce made good use of the natural lighting. The overall effect offsets a noticeable weakness in composition. To him goes a cheque for \$15.

Fourth black-and-white winner was 18-year-old Dennis A. Lang of Ashern, Man., with his well-framed church spire. It's what the judges called a nice scenic calendar shot. Using the branches to close up the top of the picture was a touch of professionalism, and it means a cheque for \$10 goes to Dennis.

Fourth color winner was 12-year-old Michael Petrychko of Winnipeg, Man. He found one of those lonesome trees Tom Thomson was so fond of painting and combined it with a rainbow over Fox Lake, Man., and came up with an unusual effect which has won him a cheque for \$10.

Fifth black-and-white prize went to 16-year-old L. Ciplijauskas (who has the shortest first name we've seen in a while) of Weston, Ont. In Toronto's Riverdale Zoo, L. caught a fluffy pelican against a clean, dark background. Here, using the natural lighting and no small amount of patience has paid off to the tune of five dollars.

Fifth prize for color work was snapped up by 18-year-old Peter Burkhardt of Niagara Falls, Ont. His sunset over Wild Goose Lake, near Geraldton, Ont., has captured nature in a way that almost everyone appreciates. He gets a cheque



for five dollars, for being in the right place at the right time and doing the right things.

To the rest of you, thanks for once again helping to make a CB Photo Contest worthwhile. Don't quit if you didn't win anything. Try harder, and keep at it.

Here's what we mean: The first winner ever to take a prize in a CB Photo Contest was Brian Minielly of Kitchener, Ont., back in 1964. He was 18 at that time, and since then he kept working at photography. Today Brian Minielly makes his living from camera work. He's a professional photographer. When last heard from, he was working on an assignment in Newfoundland. He gets around.

Feel better? Besides, there's an old saying that you can't win 'em all. But remember this, too: you don't have to lose 'em all, either.


This is a pageful of stuff.


from the center of the mag and filing it away somewhere,  so that when you looking for it,  and if time still hangs heavy on your hands tickety-boo too. Or maybe you're the type who gets his kincks by spending some time thinking about NOT-DOING


firstly **THING-TO-DO #1:** HOW TO CONSTRUCT A HANDY-DANDY MEASURING DEVICE WHICH CAN BE CAL-

um, ah yes, Materials Needed: ^{human} one body; ^{check} one eye; ^{check} two (2) hands; ^{check} 1 (one) elbow; ^{check} two (2) arms; ^{check} A (1) thumb;

Instruction number 73: Take 2 arms, shake vigorously then this distance is approximately ^{about} one (3-2) arm stretchle and ^{if you're a tent-putter} (if you're a tent-putter), AND multitudinous other stuff, ETC.

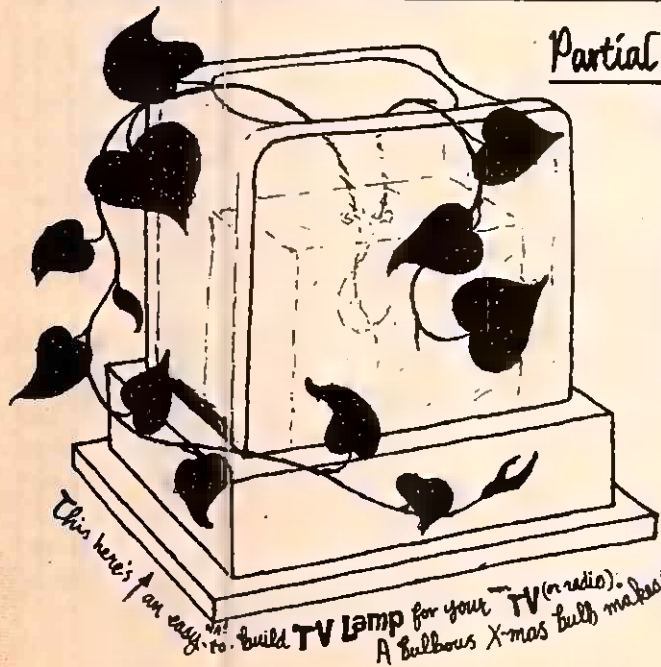
Instruction no. 1650 (b) ^{which reads:} MEASURE the distance from ^{or both} one eyeball to the surface of planket ^{or} 

Instruction # 3 (from part III) ^{which goes into great skimpy detail about how to} **SPEED 1** . measure the ^{mitt 5}

Instruction 27 ^{and} 6877 ^{point} 105 (a) and (b): measure elbow to : engrave the number into memory-book. I ^{HEY, remind me to copy}


Instruction $7 \times 10^{-137} + 2^2 \div x^3 z$ (over 2) ^{which specifies:} measure more or less aqrtilly ^{other}

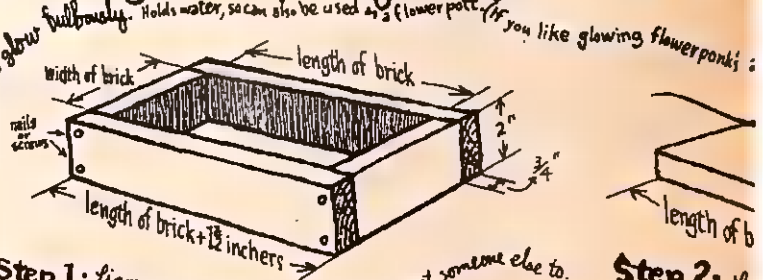
secondly **NIFTY-NEAT THING-TO-DO 2:** HOW TO CONSTRUCT A WHATCHACALLIT? ^{what's a watchaca}



This here's an easy-to-build TV lamp for your TV (or radio). A bulbous X-mas bulb makes the glass brick glow bulbously.

Partial LIST of partlies-to-be-partial-to DEpartment (that

- First on the list of partly neededs: ^{A FILE OF} 
- Secondly on the list of parkly neededs: ON
- Thirdly on the lost of partly noodleds: ONE
- Fourthly on the partly list of partlies: somed



Step 1: figure out how to do the above, or get someone else to. Step 2: li

mostly about "things-to-do when there's NOTHING-TO-DO". Like frinstance, removing this staple-page

Have **Nothing** to do you can spend some time basting about you can spend some more time **NG** them. IF SO, please continue **THINGS-TO-DO** — or maybe by just thinking about doing them, which is quite **IF SO, please continue** as you were by the rite quick marsh

RIED AROUND ON YOUR OWN 2nd.

plete, live. (your own) **INDEXING** one head (complete with one (one) weeliddlebabyfinger; other parts as noodled. **BEFORE** proceeding, sort parts **well!**

reach as far as is reachstretchable. **TAKE NOTE** of how many Inches. **AND** is extremely **USEFULL** for measuring elephants, arks, places to put

th. **JOT DOWN THE N^o OF INCHLIES** **USEFUL** FOR figuring out why you bumped your head on something.

mileage between thumbnail & pinkytip. this distance is semiunofficially known as **1 SPAN**.

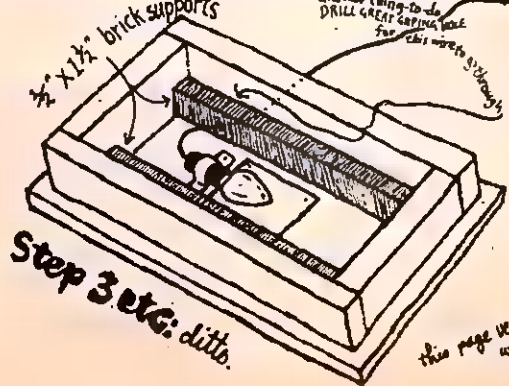
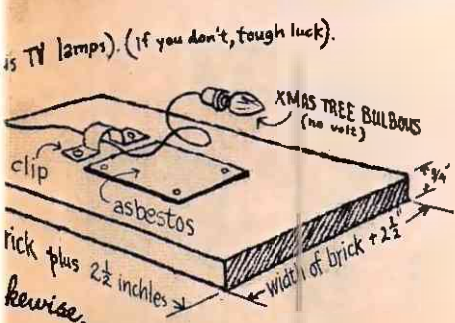
TRY & TRY AGAIN to find some way to use such a **USEFULL** piece of info, sometimes.

parts with which you can "measure things" when things need "measuring" & you don't got a ruler. **glass-brick**

is to say, in short, **NEEDLES NEEDED** if you feel a **NEED** to **CONSTRUCT** a **HOJAMAGIGGLE**:

WOOD to be cut up into chunks of **suitably suitable suitables** to wit the drawinks on the other side of the page, approximately **the glass brick**.

ONLY bunch of nails & screws & asbestabos & such things. And a Chrispsness-tree bulb **body who can be conved into stooshing all this junk together so it'll look like a something-or-other.**



How to assemble all the parts:

- 1 Assemble part of it
- 2 Assemble the rest of it.
- 3 Paint it with paint.

this page very neatly and carefull writted and drawned by **Nea Borker**

BOYS

GIRLS

**HEAR!
THIS!**

Win

**TERRIFIC
PRIZES or CASH**



FREE!
MASTER SALESMAN
BALL POINT PEN
WITH EVERY
ORDER

**JOIN
THE**

YOUTH SALES CLUB of CANADA

YOUR CASH PROFIT FOR EVERY UNIT SOLD \$8.25

Get **WONDERFUL PRIZES** for selling Greeting Cards. Join the Youth Sales Club of Canada. Membership free. Do not send any money. Fill in the attached coupon and mail it. We send full particulars and **PRIZE CATALOGUE, FREE**. We also send you 15 boxes of Cards **ON CREDIT**. We allow you 30 days to sell the cards and send us the money. If you need more time write us. As soon as you send us the full amount of the money you have collected for the 15 boxes we will mail your prize. However, if you wish to keep the cash profit, keep the amount indicated on the coupon and send us the balance. Parents, friends and neighbours will be delighted to buy such beautiful Greeting Cards, and they will also want to help you win prizes. Easy isn't it? Why not act at once. Get your father's or mother's approval and **MAIL THE COUPON TODAY.**



SLEEPING BAG
Sell Only 15 Boxes



TELESCOPE
Sell Only 15 Boxes



**POWER PLAY
HOCKEY GAME**
Sell Only 15 Boxes



**HAWKEYE
FLASH CAMERA
by KODAK**
Sell Only 15 Boxes



**BOYS or GIRLS
TIMEX
WRIST WATCH**
Sell Only 15 Boxes



POOL TABLE
Sell Only 30 Boxes



PUP TENT
Sell Only 15 Boxes



FOOTBALL
Sell Only 15 Boxes



BASEBALL GLOVE
Sell Only 15 Boxes



CHEMISTRY SET
Sell Only 15 Boxes



ARCHERY SET
Sell Only 15 Boxes

JOIN Y.S.C. MAIL COUPON TODAY

**YOUTH SALES CLUB OF CANADA
16 BLUE RIDGE RD., WILLOWDALE, ONTARIO**

I want to join the Y.S.C. and win valuable prizes. Please send at once **FREE MEMBERSHIP CARD, FREE PRIZE CATALOGUE** with full particulars and 15 Boxes **GREETING CARDS** on credit. It is understood I may return any or all boxes of cards, I will send money for all boxes sold. Send 15 Boxes on credit

Name

Street

City Zone Prov.

Parents Signature Dept. CB1

MAIL TODAY



**TRANSISTOR
TAPE RECORDER**
Sell Only 30 Boxes



BASKETBALL SET
Sell Only 15 Boxes



**TRANSISTOR
WALKIE TALKIE**
Sell Only 30 Boxes

OB LAFF IT UP CONTEST

HARRY LETTERINGS



Here's a contest for Cubs only! It has nothing to do with Scouts or Venturers or Rovers. Just Cubs. Especially Cubs who can think funny.

We need a new name for the Rib Ticklers page. You know— every so often people begin saying it's time for a change. Politicians say it all the time. Editors say it once in a while. We're saying it now, and we think you'll agree.

It's time for a change. You can make that change. And you can win \$25 plus a book of Canadian humor.

Rib Ticklers. That's out. We've had it around since June 1964. Five-and-a-half years is enough.

Nobody has come up with a better name since that one was suggested in '64 by

Doug Lees of Whitehorse, Yukon. Not one single reader has seriously challenged "Rib Ticklers" in all that time.

Now's your chance to come up with a better name. Think about smiles, chuckles, grins, jokes, wit, riddles, and bellyrockers. Only one name to replace Rib Ticklers will be selected. It could be the one you suggest. And then you'd be twenty-five dollars richer, and you'd get a free book of Canadian humor, too.

Mail your entry form to LAFF IT UP CONTEST, CANADIAN BOY, Box 5112 Station F, Ottawa 5, Ontario. Do it now.

No entries postmarked after April Fool's Day 1970 will be considered. So start scratching your funny bone, today.

CUT THIS OUT WITH YOUR FINGER NAILS IF YOUVE GOT 'EM

RIB TICKLERS is a corny name. I think this is better:

My name

Address

My age

My pack

THE COIN COLLECTOR

In early French colonial times the Canadian people had to make do with whatever coins were brought over by settlers and officials from France. There was never enough money in New France and what little there was quickly returned to France in payment of taxes and for imported goods.

In Québec, Montréal, and Trois Rivières, the merchants issued promissory notes in various amounts and put these into circulation, promising to redeem them in coin whenever there was enough coin available.

In the rural districts, the people bartered for their daily needs. In the payment of colonial taxes, wheat was acceptable barter.

By 1670, after the management of the colony of New France was taken over by the French Crown, the need for coins was greater than ever. The French West India Company, a large trading operation with

monopolies in all the French colonies in the New World, was authorized to supply the colonies with silver and copper coins.

In 1670 an issue of silver pieces of five sols and 15 sols was released. These are the first Canadian coins.

Although they were used in New France, it was also intended that they be used in Acadia, the French colonies in Newfoundland, and all the French islands in the West Indies. A copper coin with a value of two deniers was ordered at the same time.

The mint in Paris issued a total of 40,000 silver pieces of 15 sols and 200,000 silver pieces of five sols. As originally ordered, the silver coins were circulated in New France, Acadia, the French holdings in Newfoundland, and in the French West Indies. But no copper coins were issued.

Perhaps prices were already high enough in New France that a copper two deniers coin would be next to useless in ordinary business transactions. Only one genuine specimen exists today, and it is kept in the museum of the Paris mint.

These coins of New France did not remain long in circulation. Trade balances

were always unfavorable, and the coins soon returned to France in payment of goods. In 1672, in an effort to keep the coins in New France, the government raised their value by one-third. But it didn't work. By 1680 no more of these coins were to be found in circulation. The five-sol piece is rare today. The 15-sol coin is almost non-existent.

Denominations for these coins are in the old French monetary system, which worked something like England's pounds, shillings, and pence. At one time nearly all of Europe used currency based on this system.

Twelve deniers equalled one sol, or sou. Twenty sols equalled a livre. The denier began as a silver coin, but over the centuries the shrinkage of the value of money reduced it to a small copper coin. The sol itself, in time, became a copper coin.

During the reign of Louis XIV the denier was no longer coined, and the sol was a copper coin the size of an English half-penny. They livre, originally a pound of silver, was by 1670 a silver coin the size of an English shilling, or about as big as a Canadian quarter. **By R.C. Willey**

MEANWHILE,
BACK AT THE
RACETRACK!!...
HEY! THERE'S
FOAM COMING
OUT OF THIS
MICROPHONE!



Time was when "Scouting" meant hiking and camping and lighting fires and tying knots, bends, and hitches, and—that's it! That's what boys thought of when they heard the word "Scouting" mentioned anywhere.

Today much of Scouting still revolves around these outdoor activities. Not everybody likes hiking, or camping. Some guys can't be bothered learning to tie knots, either.

But there's more to Scouting than that. For instance, consider the patrol who never went on a hike or pitched a tent. They just happened to have a leader who could give them golf lessons.

They didn't mind walking the 18-hole golf course. And that's a pretty fair hike!

Point is: A little imagination can go a long way toward achieving the same general results, with something of interest to do along the way, something to learn, and new skills to pick up.

The new Scouting program is trying to point out this sort of thing. It's also an attempt at giving the members of the troop more freedom, greater flexibility, a chance to do their own thing.

Adventure is a big word. Almost everybody translates it to mean something he likes to do, and that can mean a lot of different opinions, likes and dislikes. To one Scout it can mean building a radio station so he can get on the air and talk with other people in faraway places. To another, adventure can mean shooting through whitewater rock-dotted rapids in a canoe. To still another boy, it might mean just getting away from the noises and pressures of city life to a quiet green spot near cool water, where there'll be no telephones, no radio, no television, no people.

All these things are a part of Scouting. And, when you're up to your elbows in grease and grit as you work on a car

engine, or if you're using tweezers to gingerly pick up a postage stamp you're trading with another philatelist, or while you're having a good time at a science fair with a bunch of your friends, don't let anyone kid you that you're not Scouting. You are—first class!

Just like anybody else, Scouts are involved in a whole range of things. It's really just a case of getting somebody to help you do what you want to do. That's why Scouting is called a boy-centred program. It's for you, and what you get out of it depends on how much you put into it, and build on it.

Have you ever had the urge but never the opportunity to tune a car engine, or sail a boat? See how an elevator works? Or develop your own film? Keep bees? Build a mini-bike? Ski? Or play a guitar?

Scouting can help you do it. First of all, get your friends in the troop or the guys in your patrol to agree on something you can



do together. Decide what you want to tackle, plan how you'll go about it, get advice if you need it, then go ahead and do it!

Stick with it. If things seem to turn sour, get your Scouter's advice. But do the thing you want to do, and do it yourselves.

Your Scouter is one who can help. Your dad, your older brother, your uncle, your chums, or the man next door, even. These people have hobbies or interests and knowledge, experience, tricks of the trade, and sometimes connections, that can help you.

There are dozens of people within easy reach who have interesting hobbies. Some of them have special skills, and often they're pleased to share their knowledge and help others get started in an interesting pastime. Look around.

Scouting can be anything you want it to be. But you've got to tell somebody—

like your Scouter— what it is you want to do.

No sense feeling you're stuck with being told what to do all the time. You may feel trapped in some kind of system.

No need to feel that at all! The new program is yours. It needs you and your ideas. It's not supposed to be a lot of hand-me-downs from grownups or grown-up notions of what boys should like or should do. Be your own man and speak up about what you think is a good thing to do. And that means the patrol thing as well as the troop project or specialty.

Keep in mind, too, that the whole community is there, to be explored. Factories and farms, offices and all outdoors. Gadgets gather dust on shelves someplace; maybe you can use them. Books stand forgotten, doing no more than holding each other up; maybe you can learn from them and make use of the ideas in them.

There are hundreds of things to explore, in business, industry, engineering, science, and nature.

Whatever you decide to do, whether it's archery or automotives, Indian lore or radio-television experimenting, that's Scouting for you because it's what you want to do.

Rudyard Kipling, who created all those jungle characters you used to hear about in Cubbing, once said: "I must do my own work and live my own way because I am responsible for both." Today, we say: "I do my own thing." It's just a shorter way of saying it.

Scouting is whatever your own thing is, on your own or in the group, whether that group is two of you or the patrol or the troop or a meeting of troops. And remember, Kipling also said: "I've taken my fun where I've found it."

By Dennis Lewis



Last summer a young Scout leader by the name of Mike Maunder decided to see how many Scouts would be interested in canoeing.

He planned six training trips to give the boys experience in shooting rapids, battling strong winds on Lake Superior, portaging, and overnight canoeing.

In August the Scouts paddled 230 miles from Fort William to Atikokan and struggled through the rapids of the Pigeon River, the Grand Portage and other smaller portages, and a number of storms.

Most of these Scouts were between 12 and 14 years of age. They carried all their gear, including two 21-foot canoes.

This was part of the Scout Challenge Program, which came out of the realization that Scouting in the Lakehead (Fort William and Port Arthur in Ontario) could be more interesting. Main drive behind the scheme came from a Scouter named Mike Maunder.

The canoe trip had been a summer success. That fall the boys went further. On Thanksgiving weekend they found a lakeshore site they liked, and began construction of a log cabin. They used swede saws and axes to cut 50 logs. Each log was six to eight inches thick and 21 feet in length.

The boys trimmed them, skinned them, and hauled them to the cabin site. This project extended to ten weekends in the bush, for 20 boys. Two Venturers worked with them.

In December they called it quits. Heavy snow had halted work until spring.

They switched to snowshoeing to take advantage of the heavy snow that had stopped their cabin building.

After two months of training, Maunder had four teams of boys who raced 27 miles. They completed the course in eight hours, at an average speed of three-and-a-half miles an hour. One winter weekend four Scouts and Venturers raced 30 miles at an average of five miles an hour.

In May, the log cabin boys went to work again and, in six weekends, completed the job, with a roof-raising ceremony. About 150 parents and boys turned up for this. The cabin is to be the headquarters of the Scout Challenge Program in the Lakehead.

Completion of the cabin also marked the first successful year of the program.

This summer the boys plan two more canoe trips, one to Atikokan again. The other will be the long run from Fort William to Winnipeg.

On this second trip they'll be travelling the scenic Lake of the Woods route and down the Winnipeg River to Lake Winnipeg and the city.

For the fall of '70 they plan a survival program which will train them to live for 48 hours in the bush without food or shelter, fending for themselves in the wilderness.


I started in Cubbing when I was seven years old. Since then I've been involved in different aspects of Scouting and now I'm a Venturer. I believe the Challenge Program here in the Lakehead enables a boy to develop physically and mentally and gives him interesting challenges at the same time. Most of these boys are between the ages of 11 and 16, and they are learning while doing things.

I think a program like this would be a good one to start in any metropolitan area, because it helps boys to get involved with other boys and with activities that are a greater challenge than camping usually turns out to be on an organized basis.

I think if you started a Challenge Program in your area, a lot of boys would want to participate.

By Venturer Don Tribe

LIFE THIS OFF



Q: What did the hen say when she saw the plateful of scrambled eggs?

A: What a bunch of mixed-up kids!

Craig Morrison, Burlington, Ont.

1st Cowboy: Why do you wear just one spur?

2nd Cowboy: Well, I figure when one side of the horse starts running, the other side will too!

Lawrence Mitchell, Ottawa, Ont.

Miss Reed: Andy, is it true that lightning never strikes the same place twice?

Andy: Yes, when lightning strikes once, the place isn't there anymore!

Tim Conell, Fort St. John, B.C.

Q: What can you put in a cup, but never take out?

A: A crack.

Phillip Bluck, Pierrefonds, Que.



Mary: Daddy, I don't think Mother knows much about raising children.

Daddy: Why, Mary? What makes you say that?

Mary: Well, she makes me go to sleep when I'm wide awake, and she makes me get up when I'm sleepy!

Steven Gilis, Oromocto, N.B.





"See? Didn't I tell you he had a hole in his head?"

Q: What is there about the house that seldom falls, and never hurts the tenant when it does?

A: The rent.

Billy Kazmerchuk, Grenfield Park, Que.





Cubbing is more than just going to pack meetings, or hiking, or camping. Cubbing can be a family activity you can enjoy all year round. Now that winter's here, try going on a family skating party, or go out to the movies together. Have lunch with your dad some noon hour in a restaurant, and maybe visit his office or place of business, and take an interest in what he does all day. And some evening, your dad might take some time to discuss your badge work with you, and he can take an interest in what you're doing.


Of course, you can also go skating with the gang, or build a snowman or an igloo

or a snow fort. If there's no skating rink near where you live, how about building your own? Get your dad to give you a hand, once you find a suitable spot.

If your pack is interested in making money for something that's needed, you could organize a fair. All you need to do is set up some card tables and lay out crafts, books, games, candy, cookies, and that kind of thing. These can be sold or—even better—auctioned off by one of the boys, to the highest bidder. Get as many kids involved as you can, and what adult help you need, to organize the fair. The money

you collect can be used to buy camping equipment or sports equipment or anything the pack needs for meetings and activities.

Indoor activities you can have at home or in pack meetings might be card games or guessing games or paper-and-pencil games. Or you could work in small groups on scrapbooks or mapping projects or puzzles. Astronomy is a good group interest, and winter is a great time for a close look at the stars. The nights seem blacker, the sky clearer, and the stars twinkle more brightly. Get a telescope, or



build one, and take a look at our neighbors in space.

There are a lot of services you and the gang in your pack can do for people in your community, especially people who cannot get out of their homes as often as they would like. One thing you could do that would be a big help would be to go to the library for books these people want. They could phone the library and reserve the books, and you'd pick them up there and deliver them. You could also return such books to the library, and get more for the homebound reader. Such people

might be invalids or handicapped people, and reading library books would give them pleasure. Other community services could mean cleanup jobs or entertainment or running errands like picking up a few groceries for a neighbor. You can think up other things to help out, or simply ask people if there is anything you can do for them.

BANGO!

Here's game you may not have played before. It's easy, and plenty of fun. Get some brown paper bags (the one-pound

size will do fine). You need one for each player. Pick two captains and let them choose teams. Divide the bags into two piles and place them at each end of a table. Have the boys form two lines. At a given signal the first player in each line runs to the table, grabs a bag, blows it up, and bursts it with a bang! Then he quickly takes his place at the end of the line. The next player in line does the same thing, and so on. The team that blows up all its bags first wins. You can extend this to several rounds, and the over-all winners could be the best three out of five or the best five out of seven games. ■



MAKE MONEY WITH Fast-Selling GARDEN SEEDS



Here's your chance to make money FAST . . . with our Fully Guaranteed Vegetable & Flower Seeds. Every home owner buys seeds for Spring planting. Order yours now and reach people before they buy elsewhere. Many boys and girls sell theirs in one day. Larger variety than ever before helps you to satisfy all needs. Great new Bonus Plan allows you to earn \$4.00 for selling just one 50 pack order at 25¢ per pack. Send no money - we trust you. To order your seeds, fill out the coupon below.

Great New BONUS PLAN MEANS

MORE MONEY!

Full Details with Each Order

Order Now Mail Coupon Today Seed Sales of Canada

R.R. 2, NEWMARKET, ONTARIO

Please send me one order of 50 packages of seeds. I'll sell them for you at 25¢ a pack and send you the money less my commission.

Send seeds checked.

- all flower
- mixed flower & vegetable

Name

Address

Town Prov.

Parent's Signature

Letters

AN UNBREAKABLE HABIT?

I am not a member of the Boy Scout movement. Therefore I cannot tell you my troop and so on. I buy your magazine because I enjoy it. I would also at this time like to renew my subscription to Canadian Boy (senior edition) for two years. Enclosed is \$3.50. Thank you.

*Gregory Christenson,
Rocky Mountain House, Alta.*

The editors hope all CB readers will go on wanting to receive the magazine after they "graduate" from Scouting, and that more readers from outside the Scout movement will be interested enough to become subscribers. We try to make your magazine more than a Scouting magazine.

SENIOR EDITION NEWS TO HIM?

I'd like to know what this senior edition is all about. By the way, how about getting some stories about mini-bikes and repairing or overhauling small gasoline engines? *Don Garrett, Aldergrove, B.C.*

Can't give space to that, again. Please see CB May '68, page 4. That's when it all started. Also CB September '68, page 6. Basically, the senior edition goes to all subscribers except Cubs. They get the junior edition.

ROVER RECOMMENDATIONS

The National Rover Subcommittee is concerned about the present position of Rover Scouting across Canada. It is essential that the present Rover membership embark upon an action-oriented

program at the community level. We recommend the following three-point program of action to you for the coming year: (1) Recruit at the Crew level to bring your particular Crew up to maximum strength. Charge your members with the personal task of bringing in one member each. Register every member of your Crew on time. (2) Meet the other Crews in your district and divide up the number of Venturer Companies to be visited. Please note: When visiting a Company with a presentation, don't knock Venturers. Tell WHY Rover Scouting is a great organization and offer your help when they are ready to form a new Crew. Don't walk in unannounced. Ask for a specific night and plan the presentation. (3) In 1970 try to form a new Crew in your district, either in a new area or with an existing Scout group where you can provide service, guidance, and Rover sponsors. Make 1970 an ACTION year for Rovering. Get involved.

*National Rover Subcommittee,
Ottawa*

PENPALS WANTED

I was wondering if you could print my name and a small bit of information about me. Could you put my name in, even if I am a girl? I think you are producing a good book and I hope you keep up the good work. I really enjoy reading Canadian Boy. My address is 129 Edinbrough Drive in Port Moody, B.C. I like horses, fishing, camping, and boys. I'm 15 and I'd like to correspond with boys or girls 15 to 17 years old.

Beverley Smith, Port Moody, B.C.

We're happy to see girls join us as readers of CB, and we are delighted to

Continued on page 30

Junior Sales Club of Canada

Dept. CB70-JF, 2 DOVERCOURT ROAD, Toronto 3, Ont.

Enrol me as a member of the J.S.C.C. and send me AT ONCE, my FREE "BOOK OF MAGIC", FREE PRIZE CATALOGUE, complete with details on how to get valuable prizes, PLUS ONE UNIT of "Everyday" Greeting Cards (start with one unit even if the prize you want requires more).

My name

Print Clearly

Address

Apt. No.

City

Zone

Prov.

Parent's Signature

YOU MAY ORDER FROM THIS COUPON OR THE COUPON ON THE INSIDE BACK COVER.

BOOKS

Alert to Danger by David Harwood (Clarke, Irwin, \$3.70) is a dramatic, authentic reconstruction of nine incidents in which people defied danger to save others, or simply fought for survival. In the foreword to this factual collection of high adventure stories, Lord Mountbatten says: "These true stories of courage and endeavor are an example to us all. They also show how wise it is to be prepared."

The Man in the Hot Seat by Doddy Hay (Collins, \$7.50) is about inventor James Martin, a pioneer in aircraft design, and Doddy Hay, professional skydiver and test parachutist. The book tells how Martin perfected the pilot ejection seat and how Hay acted as the human projectile to test each stage of its development. This exciting account includes a gallery of photos.

What Does a Test Pilot do? by Robert Wells (Dodd, Mead, \$3.95) is liberally laced with photographs to help tell the story of test pilots who check out civilian and military aircraft, new VTOL planes, and space vehicles. The author has produced three previous titles in this series, on jet pilots, astronauts, and civil engineers.

An Illustrated History of Transport by Anthony Ridley (Heinemann, \$6.75) carries you through history from the days when prehistoric men paddled crude craft made from fallen logs, on to the space ships of today and tomorrow. The author also deals with vehicles drawn by animals, and railways and motor cars. This is an example of how a great deal of information can be packed into a small space, and still make lively reading. Photos, sketches, and engravings round out the work.

Zoo Man by Herb Clement (Collier-Macmillan, \$7.25) is a first book. Mr. Clement was formerly a keeper at the Franklin Park Children's Zoo in Boston, and is now working at the Staten Island Zoo, New York. This is a fascinating behind-the-scenes view of zoo life by a man who has spent years feeding, caring for, and talking to the animals.

The Dangerous Sky by Tom Coughlin (Ryerson, \$6.95) tells about Canadian airmen in World War Two, and how they become ace flyers. The book contains many previously unpublished photographs and a great deal of information about Allied aircraft.

I Live with Birds by Roy Ivor (Ryerson, \$6.95) records the author's lifetime involvement with birds. The book is profusely illustrated with photographs which will delight anybody who has even the slightest interest in wild Canadian birds.

Three Boys and H₂O by Nan Hayden Agle and Ellen Wilson (Saunders, \$2.97) is for the younger reader. This adventure story manages to bring out facts about the uses of water and the animals, plants, and fish that make their homes in it. This is a funny, lively little book.

The Game of Table Tennis by Dick Miles (McClelland, Stewart, \$7.25) takes the game apart, stroke by stroke, and analyzes the form and techniques of championship play. This book can give you a new understanding of what you should be doing to improve your game.

Island of Forgotten Men by Arthur Catherall (Dent, \$4.00) is the eleventh novel in a fine series of books for boys. This one is a sea story that provides plenty of action, color, and adventure.

By Morocco Bound

YOU LEARN IT ALL AT.....



- DAILY HOCKEY INSTRUCTION BY THE NHL'S GREATEST STARS
Bobby Orr - Boston Bruins
Mike Walton - Toronto Maple Leafs
Danny O'Shea - Minnesota North Stars
Rick Ley - Toronto Maple Leafs
- FULLY SUPERVISED WATERFRONT PROGRAM — SWIMMING INSTRUCTION, CANOEING & WATERSKIING
- FULLY SUPERVISED LAND ACTIVITIES PROGRAM — BASEBALL, FOOTBALL, SOCCER, LACROSSE & GYMNASTICS
- LODGE ACCOMMODATION — SUPERB MEALS — 180 ACRES SITUATED ON BEAUTIFUL LAKE COUCHICHING 80 MILES NORTH OF TORONTO AT ORILLIA, ONTARIO.

FOR INFORMATION WRITE:

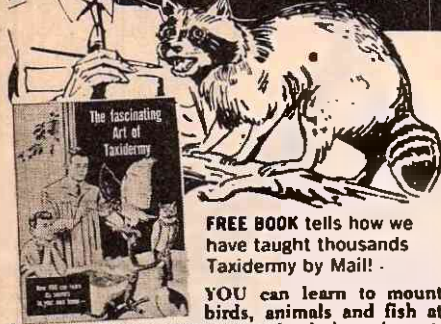
Bobby Orr - Mike Walton Sports Camp
Suite 701
80 RICHMOND ST. WEST, TORONTO 1, ONTARIO
or Phone (Area Code 416) 364-6113

Name

Street Apt.....

City Zone..... Prov.....

BOYS- Learn to Mount
Birds, Animals-
and Fish! It's FUN -
It's Easy!



FREE BOOK tells how we have taught thousands Taxidermy by Mail!

YOU can learn to mount birds, animals and fish at home in your spare time! Free book shows beautiful trophies mounted by students. Over 450,000 sportsmen, nature-lovers, farm boys, Boy Scouts, Scout Leaders, School teachers... people from all walks of life have taken this famous course... people from all over the world!

You'll learn through our easy step-by-step lessons. So simple, even boys of 12 do Taxidermy work of amazing quality!

The modest cost of our course makes it possible for anyone to learn how to do it.

Write or send a postcard today for our **FREE BOOK**. Tells you all about Taxidermy and how you, too can learn its secrets. Please give your age.

N.W. School of Taxidermy, 6401 Elwood Bldg., Omaha, Neb.

EMBLEMS

COLLECT OFFICIAL N.H.L. embroidered emblems. .50c each or set (12) \$5.00 for Jerseys, sweaters, totebags, etc. Send .10c for Traders' list of world wide Voyageur Collectors' emblems to VOYAGEUR, Alliston, Ontario.

HOBBIES

RADIO CONTROLLED AIRPLANES & BOATS

We also stock Trains, Plastic Kits, Slot Cars, Gas Engines, Balsawood, Dope, and the Hundreds of items that make a Good Hobby Shop. Send \$1.00 for Catalogue C.H. Monthly "Dope Sheet" Free. **KLEIN BROS. SPORTS & HOBBIES LTD., Dept. 5, 3187 Bathurst Street, Toronto 19, Ontario.**

SPORTS EQUIPMENT

SKATEBOARDS

Mfrs. Clearance Skateboards. 22", 25" and 28" board with wide axle, steel assembly and large professional fibre plastic wheels - Reg. \$7.95, Sale \$2.50 plus postage; or with forged steel, double action assemblies and professional fibre plastic wheels, the top line skateboard - Reg. up to \$12.95, Sale \$3.25 plus postage. **FOX MANUFACTURING COMPANY, Box 821, Chatham, Ont.**

CAMPING FOODS

FREEZE-DRIED FOODS

- Meat • Vegetables • Fruits
- Egg Dishes • Sandwich Mixes
- Main Dishes • Large Packs

Write for price lists and brochure

FREEZE-DRY FOODS LIMITED
179 SPEERS ROAD, OAKVILLE, ONTARIO

STAMPS

FREE! Triangles, Scout, 25 others. Approvals. **CAMBRIDGE, Box 2311, Heath, Ohio 43055, U.S.A.**

100 **WORLDWIDE** Stamps plus 10 choice U.S. commemoratives. 15c, with packet approvals. **AZALEA STAMPS, Martin, Tenn. 38237, U.S.A.**

FREE COURSE Answering all Questions necessary to earn Stamp Collector's Badge. Approvals sent with course—World or specify country. **BLUENOSE STAMPS, Box 415, Halifax, N.S.**

LETTERS

Continued from page 28

hear from girls who want boys as penpals. Bev's list of interests shows that girls are keen on some things that boys like, too. We know of some boys who like to cook.

ANOTHER FEMALE FAN

Two of my brothers are in Scouting. One of them is a Venturer. So I have ample opportunity for reading your great magazine. Keep up the good work—I think you're doing just fabulous!

Elaine Manuel, Woodstock, Ont.

Thanks for the bouquet, and for the jokes you enclosed with your letter.

QUEASY RIDER?

The September issue of CB was okay but why spoil it all by putting a dude on the front cover? That kid has got to be the sickest rider I've ever seen. I don't have anything against the rider, but I don't think a full-size color picture on the cover of his kicking, poor reining and leaning deserves to be published. Your magazine is quite enjoyable except for this disaster.

Gerald Reid, Cremona, Alta.

Whoa, there! Our cover rider was bringing his horse up the side of a mountain when the picture was taken. So he loses points for horsemanship—he didn't lose the horse.

LOYAL BEYOND THE END

It appears that our Venturer Company has folded up. Therefore, please find enclosed a cheque for \$3.50 for a two-year subscription to Canadian Boy. Thank you very much.

Gordon Rose, White Rock, B.C.

FREE, 105 Different World Wide Stamps, 10c Handling. **C.D.L. Approvals, 10 Allenwood Cres., Willowdale, Ont.**

500 Different Worldwide \$1.00, 200 Different U.S. \$1.00, 100 Different Canada \$1.00 and 25 Different United Nations \$1.00. Payment in United States dollars. **Anthony Coppola, 314 Parkwood Estates, Clearwater, Florida 33515.**

RARE Stamp Free! Also new packet Aden to Urundi, with Kennedy, Triangles, Space, Sports, Ships, Dogs, Cats, Reptiles, plus others. All Free. Send 10c for mailing. **Empire Stamp Co., Dept. 11, Toronto, Canada.**

50 **DIFFERENT U.S. Commemoratives** 10c. Approvals. **CAMBRIDGE, Box 2311, Heath, Ohio 43055, U.S.A.**

30 **STAMPS** about Events, Apollo, Kennedy, 10c. Approvals. **HOLLAND, 1227 6th Street, Redlands, California 92373.**

FREE - ORIENTAL MYSTERY PACKET WITH APPROVALS. **G. Iwasaki, Box 599, Chicago, Ill. 60690.**

WORLDWIDE collections, Price list on request. **JOHN'S STAMP CO., 1675 Dogwood, Boulder, Colorado 80302.**

25 **DIFFERENT TOPICALS**, Birds, Flowers, Triangles, Fish, Kennedy, Butterflies, many different countries, 25c with approval selection. **Worldwide, U.S.A., and U.N. KNOLL, 156 St. James Drive, Webster, New York 14580, U.S.A.**

PINEAPPLE, Mangoes, Triangles, Gorilla, Monkey, 35 Others 10c Approvals. **LICHVAR, 11808 Princeton, Cleveland, Ohio 44105.**

115 **Worldwide Stamps** 10c. Includes Space, Animals, etc., with Approvals. **LYRC, 245 S.W. 105 Place, Miami, Fla. 33144.**

4 **TRIANGLES PLUS 75 STAMPS**—10c to Approval Applicant! **MERRILL, Box 1502, Pittsburgh, Pennsylvania 15230.**

25 **HUNGARY** 35c, 100 **World** 35c, 100 **British Empire** 55c, 50 **Israel** 80c. **MITCHELL, 2-9 Byng, Kapuskasing, Ontario.**

MOORE'S Stamps on Approval. Fine Selection of **Worldwide Stamps**, Mint and Used. **Box 204, Toronto 14, Ontario.**

99 **DIFFERENT** Stamps and Stock Card with Valuable Set 25c. Approvals: **PETERSON, 360 Robert St., Room 405, St. Paul, Minn. 55101.**

RUSSIAN Space Set 9 Values 10c when you request My World Wide Approvals. **THEODORE POLZE, 816 W. Greenfield Ave., Apt. B, Milwaukee, Wisconsin, 53204, U.S.A.**

SPACE STAMPS - 25 different .50c; 50 different .95c; 75 different \$1.65; 100 different \$2.45; 200 different \$5.25. Free price lists. No approvals. **REGAN STAMPS, Box 7323, Station O, Vancouver 15, Canada.**

COMPLETE SETS, Worldwide Approvals, Free Gift, **ROYAL CITY STAMPS, P.O. Box 68, New Westminster, B.C.**

WORLDWIDE 1c and 2c Approvals. **SOMERVILLE, 2359A Orchard, Niagara Falls, Ontario.**

FREE, beautiful Scout stamp set and new topical price list. Paintings, space, animals, Kennedy's, birds, fish, flowers at fair prices. Send now. No approvals. **LAWRENCE SPRAGUE, 1502c West Hood Ave., Chicago, Illinois 60626.**

GIANT STAMP Collection, including astronauts, satellites, moonrockets, Boy Scout issue, complete U.N. set. Many Olympic and sport issues, etc., plus big stamp dictionary and approvals. Everything, 10c! **STAMPEX, Box 47-RCB, White Plains, N.Y.**

STAMPS AT FACE VALUE, Addresses of the philatelic Agencies of the 202 countries actually selling to collectors at face value, \$1.00 cash, send to **STAMP CENTRE, 3 Chestnut Place, Cobourg, Ont.**


Ten **Giant Paintings**; 20c. Approvals. **STAMP FARM, FC8, Oxford, Wis. 53952.**

HORSES on nine beautifully coloured Hungarian stamps. A new complete set you can own with pride. A regular retail value of eighty cents, yours for a quarter with your request for our world wide approvals. Write now to **THE STAMP WORK, Box 85, Lachine, Quebec.**

READ THIS CAREFULLY BEFORE PLACING ORDERS

APPROVALS—Most of the stamp advertising in Canadian Boy make offers to "Approval Applicants" or words similar. This means: in addition to the special offer, you will receive stamps on approval which are yours only if you pay additional for them. You may select the stamps you wish, and return the balance along with payment for the ones not returned. Some stamp companies may continue to send approvals to you unless you write and tell them not to do so.

CANADATA




PINGOES

ARE FOUND IN THE MACKENZIE DELTA..... THESE ARE HUGE BUBBLE-LIKE DOMES,

SOMETIMES AS MUCH AS 300 FEET HIGH..... THE LOWER DELTA IS COVERED WITH THEM.... UNDER THE MUD & MOSS COVERING THEY ARE SOLID ICE, PURE & CRYSTAL CLEAR... THEY SEEM TO HAVE SPROUTED FROM OLD LAKE BOTTOMS, LIKE MILK SQUEEZING FROM A FROZEN BOTTLE.....

THE ARCTIC

THERE IS PLENTY OF EVIDENCE TO SHOW THAT AT ONE TIME THE FAR NORTH WAS TROPICAL... COAL IS FORMED FROM THE THICK VEGETATION OF PREHISTORIC SWAMPS, AND THERE ARE COAL DEPOSITS ON THE ARCTIC COAST... THERE ARE PETRIFIED TREE STUMPS ON BAFFIN ISLAND'S SOUTH SHORE, AND FOSSILIZED SHELLS OF SEA CREATURES ARE FOUND IN THE CLAY AND GRAVEL OF THE ISLAND'S INTERIOR PLAINS....



THE LUMPSUCKER


IS FOUND FROM THE ARCTIC OCEAN TO GREENLAND & ICELAND... LUMPSUCKER EGGS ARE SOMETIMES LAID IN SHALLOW WATER, EXPOSING THEM AT LOW TIDE... THE MALE GUARDS THE EGGS EVEN THOUGH HE RUNS THE RISK OF BEING TORN TO PIECES BY CROWS AND GULLS.....

The Lesser Sea Catfish



VERNON MILLER

IN SPITE OF ITS NAME THIS IS THE LARGEST SEA CATFISH IN THE WORLD... IT IS FOUND PRINCIPALLY IN THE ATLANTIC PART OF OUR ARCTIC OCEAN.....



AWARD FOR VALOUR

While 12-year-old Rod Grigor hiked along Sixteen Mile Creek, sometimes on land and occasionally through the water, he was enjoying the company of a party of girls and boys from the Oakville, Ontario, area where he lives. Suddenly Rod's chum, 12-year-old Wayne Baker, disappeared into the water. Wayne had stepped into a hole 12 feet deep. Rod jumped into the water where his friend had disappeared, pulled Wayne to the surface and supported him until the others brought adult help. A second boy, Steven McDermott fell into the water and drowned. Wayne's life was saved, however, and for his gallant action and quick thinking Scout Roderick Steel Grigor of the 2nd Oakville Troop was awarded the Silver Cross by Governor General Michener.

Penpals

Paul Clark, 214 Roxboro Road, Calgary, Alta., is 11 and wants a penpal in or near Toronto. He's interested in all sports, but especially hockey and football.

Neil Radke, 11836-56 Street, Edmonton, Alta., would like a penpal from anywhere. He's 12 and his hobbies are stamps, match folders, and trading crests.

Danny Geddes, Box 855, Kindersley, Sask., is 12 and likes models and drawing

He wants a penpal from Quebec or British Columbia.

Steven Douglas, 12 Rockford Road, Willowdale, Ont., would like a penpal. He's 11 and likes kooky games and reading.

Crescent, Burlington, Ont., and is interested in exchanging tapes. He also collects stamps and keeps birds and fish.

Kenny Komarnisky, Box 1480, Drumheller, Alta., is keen about the idea of tapepals. He didn't give any details about himself, except that he is anxious to communicate by tape.

TAPEPALS

Michael Provenzano, 14, has been wanting to trade tapes for a long time. He'd like a tapepal from Europe or Down Under, and he enjoys model airplane flying, water skiing, slot racing, electronics, and swimming. Send tapes to 412-14th Avenue South, Cranbrook, B.C.

Don Hamata, 14, lives at 83 Bonnymuir Drive, West Vancouver, B.C., and would like to exchange taped messages. His hobbies are reading, tennis, and boating. Special interests include falconry and hawking.

Donald Tolson, 13, of 4290 blenheim Street, Vancouver, B.C., would like a tapepal. He's interested in stamps. He uses 150-foot tape reels which are three inches in diameter. His tape speed is three and three-quarter inches per second.

Paul Mizzi, 14, lives at 347 East Side

W.R. Gold, a longtime Montreal Scouter, is now the National Penpal Secretary. Mr. Gold works out of National Headquarters and would be happy to have the names of Canadian Scouts who wish to correspond with Scouts in other countries. If you want a foreign Scout penpal (or Cub or Venturer) send your name and address, troop or pack number, school grade, Scout grade, hobbies, languages spoken, and religious affiliation, together with the name of the country with which you would like to correspond. Mr. Gold's address is: Mr. W.R. Gold, National Penpal Secretary, Boy Scouts of Canada, Box 5151, Station F, Ottawa.

AMAZING NEW PLANS REVEAL "SECRETS"...

BUILD YOUR OWN KART or MINI CYCLE FRAME for less than \$10!

SAVE UP TO \$50 IN COSTS . . .

New proven plans with complete parts list show how to use inexpensive materials to build professional Kart or Mini Cycle at home! Easy to build! Step by step procedures! Plans \$1 Both \$2. **MONEY BACK GUARANTEE!**

Send check, cash or money order to:

GO CYCLE Dept. CB2
915 NORTH HOLLYWOOD WAY
BURBANK, CALIFORNIA 91505

KART MINI BOTH \$

PLANS \$1 ONLY

Print Name: _____
Street _____
City _____ Prov. _____

LETTERS

Continued from page 30

RETURN FIRE

I would like to say a few words about the letter in your October issue from Laurie Austin and Marc Laurendeau. If they think the funnies on page 26 are sick, why don't they try and help by sending in some of their own hardware, or are they too busy thinking up new complaints about the mag? I've had it with these complainers, right up to my ears! I've received your magazine ever since the first issue (Jan.-Feb. '64) and I still enjoy it very much. When you get right down to solid fact, these guys can either *like it or lump it*. Please print this letter, because I know this is how a lot of my fellow Venturers feel, even though they have not written in.

Chris Besse, Windsor, Ont.

Yea, Venturers! Chew 'em out, chew 'em out! Rah! Rah! Rah! United we stand, and all that jazz, and darn the torpedoes.

WANTS MORE RIB TICKLERS

I am a Boy Scout and enjoy your magazine for what it is. I think it is definitely worth the money put forth and is quite useful and enjoyable. The stories are okay but the *Cars* column is amateurish. I don't think he knows very much about vehicles at all. The *Rib Ticklers* are the best part of the magazine, and would be enjoyed more if expanded to two pages. Keep up the good magazine.

Harvey F. Churchill, Nanaimo B.C.



Remembrance Day, Ottawa, 1969

WOT, NO ADVERTISING?

I think that CB is a fab magazine. You ought to cut down on all that advertising and put in something that's interesting to read. To me, Laurie Austin and Marc Laurendeau are crazy when they said all that untrue garbage about the mag. What happened to all those *Rib Ticklers* that

used to be in the back of the book? Please tell me why there were only three cartoons in the October issue?

Dean Barts, Pembroke, Ont.

First off, no magazine can survive without advertising. If you want an explanation, write to the publisher and you will be enlightened on the business of running a commercial magazine. Besides, if you would read some of the ads, you might begin to discover things you've been missing. Now, on the Rib Tickler situation: It seems you are a "senior" and you have been receiving the senior edition of each issue of CB. The joke pages have been carried only in the junior edition, which is for Cubs. The senior edition goes out to Scouts, Venturers, and Rovers, plus a number of other subscribers.

DIAGNOSIS: TORONTO-MANIA

First of all, I think you've got a great magazine with interesting features and corny but bearable (?) jokes. I especially enjoyed your article in the October CB on *The Payoff Men*. but, alas, I guess your splendid magazine has caught the plague called Toronto-mania. You hear it on every game or tv or radio that the Argos play in. Dear sirs, since when is Bobby Taylor a better pass receiver than Whit Tucker, Ken Neilsen, or Terry Evanshen? Your pass receiving chart seems to show the Torontonion Wildcat as practically perfect in everything. And Tommy-Joe Coffey you give a 6 in speed and moves, too. Did you see by any chance the Sask-Ham game when Coffey took the ball for 70 yards? Ottawa has taken the Yorkville Chipmunks twice so far, and will smear them next time. I sure hope you can lick the plague and regain your senses.

Keith Tuomi, Ottawa, Ont.


Okay, Rough Rider fan! Take it easy, before you blow a gasket. Your team loyalty is overwhelming. But keep cheering. And let Frank Clair worry about the ulcers. He's had 'em before and knows how to handle 'em.

WATCH THAT HOT WAX!

In your article on making candles (CB Oct.) you show a tin can of wax on a burner. Every carton of wax states: Do not melt wax over direct heat. You should use a double boiler. I thought everyone knew this!

Mrs. D.D. Livingstone, Sarnia, Ont.

**WIN PRIZES
MAKE MONEY**



**GARDEN SEEDS
AT ONLY 20c. A PKG.**

Yes, you can win Wonderful Prizes such as Wrist Watches, Camera Kits, Fishing Sets, Sleeping Bags, Air Rifles, Transistors, Footballs, etc. so easily by supplying your Friends and Neighbours, with "Famous Veribest" GARDEN SEEDS at only 20c. a pkg. Or, if you wish, you can make good Cash Profits by keeping Commission instead of a Prize.

"Guaranteed and Government Tested"

IN FULL-COLOUR PKGS.

Veribest Garden Seeds have been famous for over 30 years — from Coast to Coast everyone knows and trusts Veribest Seeds! It's so much easier to sell "Nationally-Advertised" Seeds! There are over 50 popular varieties of both vegetables and flowers that your Friends want — most homes will buy at least 6 or 8 pkgs. We will send you 100 pkgs. (completely ass't) to sell at 20c. a pkg. When sold, you can choose from our Big Prize Catalogue showing over "80" exciting, valuable Prizes or you can keep \$6.20 as your Cash Commission.



FREE!

With Your Order

Here's something 'Special' to welcome you to Veribest Agent's Club. It's a dandy chrome finish RING with a colorful simulated stone — adjustable to fit any finger. They're Solid, Bold and Smart — something you will be proud to wear! We want you to join with the thousands of Veribest Agents across Canada — just fill in the Coupon and mail it TO-DAY. Your "Special Gift" will be included FREE with your order. (If you wish a Girl's Ring instead, just ask for our lovely "TWIN-PEARL" Ring.)

SEND NO MONEY

WE TRUST YOU!

(MAIL COUPON TO-DAY)

VERIBEST SPECIALTY CO.,
Dept. CBS., 183 Bathurst St., Toronto 2B, Ont.


I want to join the Veribest Agent's Club. Please RUSH me FREE Prize Catalogue with full particulars, my "Special" FREE Ring and 100 Pkgs. of "Famous Veribest" Garden Seeds (ass't) on credit.

NAME.....

ADDRESS.....

TOWN.....PROV.....

rib ticklers



A class was having a composition lesson. "I don't want you to imitate what other people write," said the teacher. "Simply be yourself and write what's in you." Following this advice, Tommy turned in this composition: "We should write what's in us. In me there is my heart, lungs, liver, stomach, a chocolate bar, one piece of cake, an orange, and my lunch."
Joel Lawson, Mortlach, Sask.

Wife (getting ready to go out): I'm going to have a nervous breakdown!
Husband: Don't bother—we don't have the time.
Robin Sowell, Ottawa, Ont.

Wife: What a beautiful coat! Let's go buy it.
Husband: Yes, let's go right by it!
Wade Rushton, Truro, N.S.

Q: What is it that you throw away when you really need it, and take back when you don't?
A: An anchor.
Neil Dicken, Calgary, Alta.

Q: What bush hasn't got any branches?
A: An ambush.
Doug Lazarescu, Regina, Sask.

A cat was taking her kittens for a walk when a dog came up to them and growled. The cat growled back and the dog ran away. Then she said to her kittens: "See? It pays to know two languages!"
Dave Evans, Beaconsfield, Que.

Q: What would happen if you swallowed some uranium?
A: You'd get atomic ache.
Peter Holle, Regina, Sask.

Q: Where is Moscow?
A: In the barn, beside Pa's cow.
Derrick Luxen, Olds, Alta.

Q: What looks like half a cheese?
A: The other half.
Ian Warkentin, Humboldt, Sask.

A woman driver whose parked car rolled down a hill and into another parked car was asked by a policeman: "Why didn't you set your emergency brake?" She replied: "Emergency? Is mailing a letter an emergency?"
Ray Friesen, Steinbach, Man.

Visitor: Why, Mrs. Hill, what lovely red hair you have!
Daughter: Mother! What happened to your hair? It was black this morning—
Mother: Well, dear, I have so much iron in my blood that when I washed my hair it went rusty!
Paul Binder, Duncan, B.C.

Fred: I hear your wife is a finished soprano.
Ted: No, but the neighbors almost finished her last night!
Gregory Macdonald, Sydney, N.S.

Dick: I'm going to open a pet shop. When you see me next, I'll be among my little dumb animals.
Nick: Wear a hat so I'll know you!
Doug Freeze, Scarborough, Ont.

Teacher: Unlike us, the Eskimos use fish instead of money when they trade.
Jim: They must have an awful time getting gum out of a slot machine!
Chase Conell, Fort St. John, B.C.

Bill: Mom, where's my white shirt?
Mom: It's in the laundry.
Bill: Holy cow! The whole history of Canada was on the cuffs!
Perry Di Iorio, Chomadey, Que.

Teacher: Billy! You can't sleep in my class!
Billy: I could if you wouldn't talk so loud.
David Armitage, North Vancouver, B.C.

Q: What is an actor who has just had a bath?
A: All washed up.
Joseph Cormier, Halifax, N.S.

CHOPPER

By Simpkins




"Gosh! They must eat a lot!"


It's **EASY** to Make \$8 \$16 \$24 or more or get **TOP PRIZES** at no cost to you



C.C.M. BICYCLE 3 speed
MUSTANG GOLDEN GLO
7 Units



TRANSISTOR
RADIO
1 Unit



POLAROID
CAMERA
with
2 films,
flash holder
and cubes,
photo album
2 Unit



GUITAR
1 Unit



CASSETTE TAPE RECORDER
4 Units



10"
PORTABLE TV 11 Units



TIMEX WATCH
1 Unit



PORTABLE RADIO/RECORD PLAYER
3 Units

Join the **ORIGINAL** Junior Sales Club of Canada

IT'S EASY TO JOIN — Thousands of boys and girls have joined and find it an amazingly easy way to MAKE MONEY or obtain terrific nationally advertised prizes! You can do it too!

IT'S EASY TO MAKE \$8 - \$16 - \$24 or more. By selling as little as ONE UNIT (10 boxes) of our beautiful Greeting Cards you will earn \$8.00 cash or choose instead one of the many prizes in our illustrated catalogue.

Everyone uses Greeting Cards. Just show our cards to friends, relatives and neighbours. At \$2.00 for a box of 21 they are wonderful value and sell themselves. Each box carries the "Good Housekeeping" Seal of Approval.

SEND NO MONEY — simply fill out the coupon and mail it in. We will promptly send you 1 UNIT OF CARDS plus FREE PRIZE CATALOGUE plus a FREE "Book of Magic", and you are on your way to extra spending money or a prize of your choice.

When you have sold the cards send in the money and select a prize — or KEEP \$8.00 FOR YOURSELF and send us only \$12.00. IT'S AS EASY AS ALL THAT!

IT'S EASY TO WIN! Imagine winning a 19" Colour TV in addition to a catalogue prize or cash profit. THE COUPON IS YOUR ENTRY FORM. Details on this exciting contest are enclosed in your unit.

FREE! Chance to WIN A 19" COLOUR TV. Your coupon is your entry form.

FREE! "BOOK OF MAGIC" 50 Tricks & Stunts to amaze and amuse your friends... YOURS FREE for joining J.S.C.C. NOW.

JOIN THE
Junior Sales Club of Canada
NOW!

Junior Sales Club of Canada
Dept. CB70-JF, 2 DOVERCOURT ROAD, Toronto 3, Ont.

Enrol me as a member of the J.S.C.C. and send me AT ONCE, my FREE "BOOK OF MAGIC", FREE PRIZE CATALOGUE, complete with details on how to get valuable prizes, PLUS ONE UNIT of "Everyday" Greeting Cards (start with one unit even if the prize you want requires more).

My name _____ Print Clearly _____ Apt. No. _____
Address _____
City _____ Zone _____ Prov. _____
Parent's Signature _____

Mail Coupon TODAY

Real life calls for real taste.
For the taste of your life – enjoy the taste of Coca-Cola.
Here and now.



Coke

Trade Mark Reg.

Coca-Cola

Trade Mark Reg.

It's the real thing.
Coke.

Trade Mark Reg.

Both Coca-Cola and Coke are registered trade marks which identify only the product of Coca-Cola Ltd.